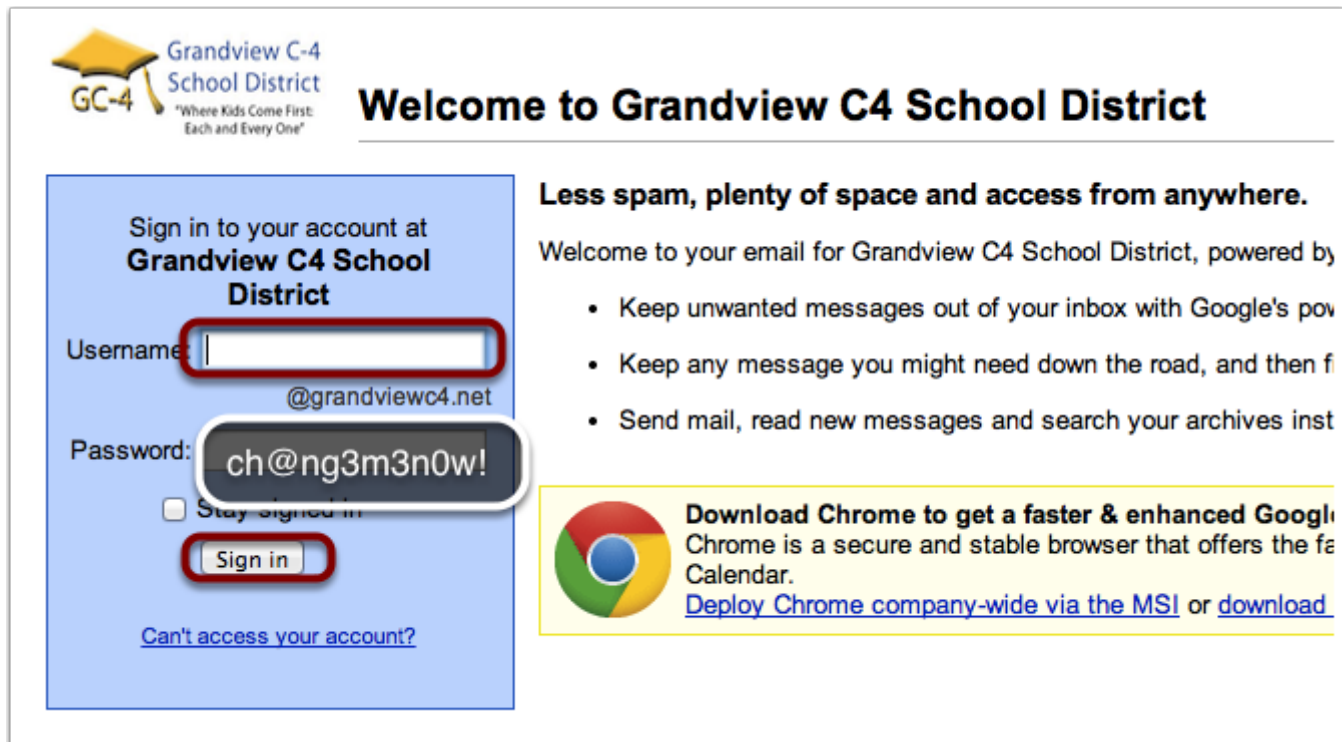



Navigate to <https://mail.google.com/a/grandviewc4.net>

Log In

* Username will be the first part of you current email address. For most people this is first.last (scott.sisemore).

*One time password ch@ng3m3n0w!



 Grandview C-4 School District
"Where Kids Come First: Each and Every One"

Welcome to Grandview C4 School District

Sign in to your account at **Grandview C4 School District**

Username: @grandviewc4.net

Password:


Stay signed in

[Can't access your account?](#)

Less spam, plenty of space and access from anywhere.

Welcome to your email for Grandview C4 School District, powered by

- Keep unwanted messages out of your inbox with Google's powerful filters
- Keep any message you might need down the road, and then find it
- Send mail, read new messages and search your archives instantly

 **Download Chrome to get a faster & enhanced Google**
Chrome is a secure and stable browser that offers the fastest way to use Google Calendar.

[Deploy Chrome company-wide via the MSI](#) or [download](#)

Accept Terms

Welcome to your new account

Welcome to your new account: csd4.user@grandviewc4.net. Your account is compatible with nearly all Google products, but your grandviewc4.net administrator may decide which products are enabled for your account. For tips about using your new account, visit our [Help Center](#).

Google has made its services available to organizations using Google Apps. In addition to the [core suite](#) of messaging and collaboration applications, you may access many [Google services](#) ("Additional Services") using your csd4.user@grandviewc4.net account. Your grandviewc4.net administrator determines which Additional Services you may access using your account. For tips about using your new account, visit the [Google Help Center](#).

Please be aware that when you use Google services, your domain administrator will have access to your csd4.user@grandviewc4.net account information, including your email. You can learn more [here](#), or by consulting your domain administrator's privacy policy, if one exists. You can choose to maintain a separate account for your personal use of any Google services, including email. If you have multiple Google accounts, the username that appears at the upper right corner of most Google services will help you ensure that you're using the intended account.

The Additional Services are provided by Google to you under these [terms of service](#) and [privacy policy](#). Certain Additional Services may also have [service-specific terms](#). If your domain administrator enables any of the Additional Services, Google will treat your use of any of the Additional Services as acceptance of the applicable service-specific terms.

Click "Accept" below to indicate that you understand the changes to your account and agree to the [Google Terms of Service](#) and the [Google Privacy Policy](#) for your use of Additional Services.

I accept. Continue to my account.

Cancel

Change Password

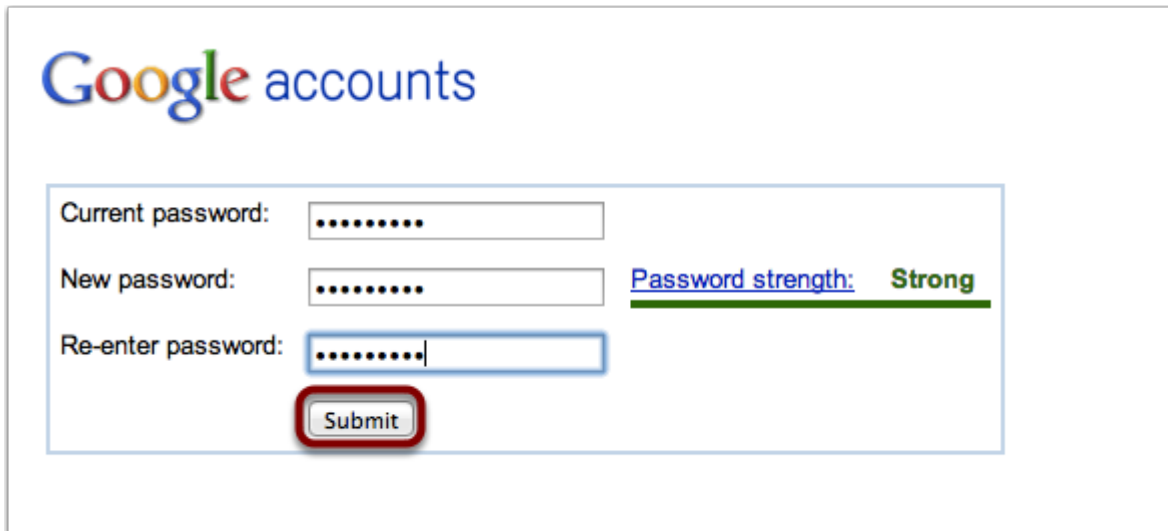
*Put in current password ch@ng3m3n0w!

*Select a new password

-The password requires at least 8 characters. We recommend using a capital letter, number and a special

character (such as \$, #, @,) for security purposes.

*Confirm new password



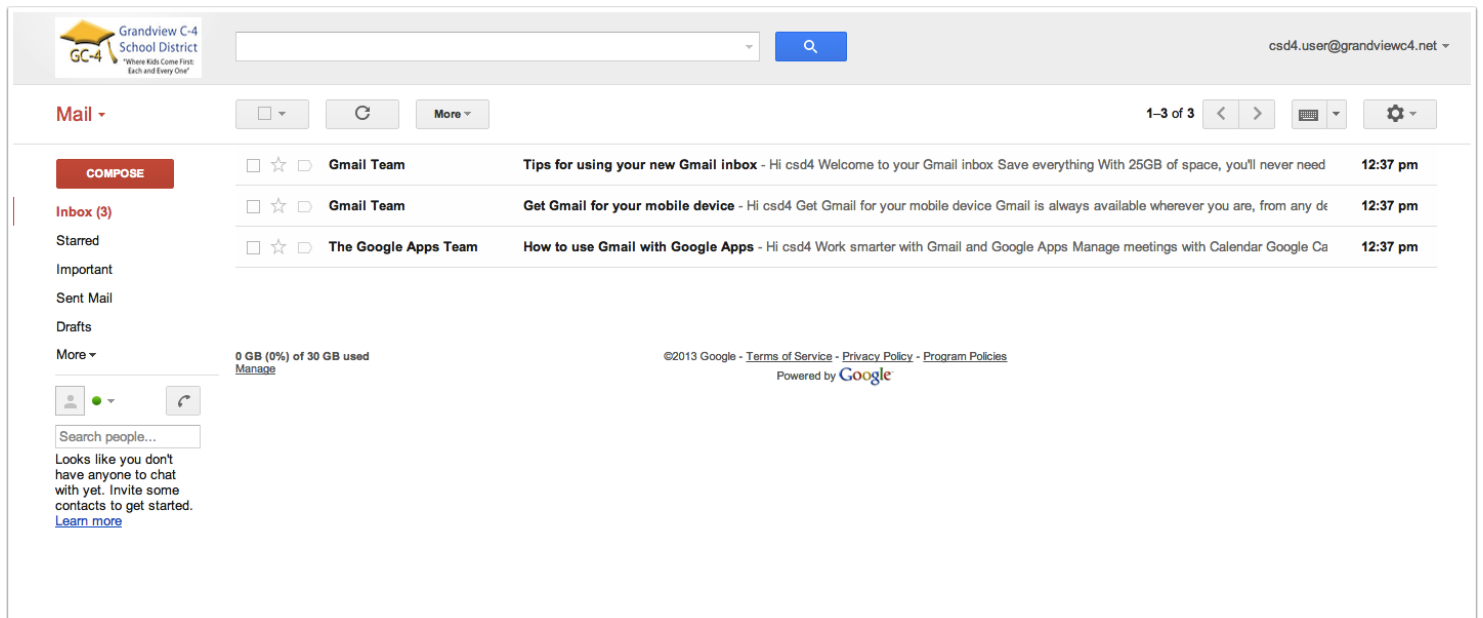
The screenshot shows the Google accounts password change interface. At the top left is the "Google accounts" logo. Below it is a form with three input fields: "Current password:", "New password:", and "Re-enter password:". Each field contains a series of dots representing masked characters. To the right of the "New password:" field, there is a link "Password strength:" followed by the word "Strong" in bold green text, which is underlined. Below the "Re-enter password:" field is a "Submit" button with a red border and a shadow effect.

Initial Grandview C-4 Gmail Login

Start Exploring!

*Be sure to go to www.csd4tech.com for tutorials and training materials.

*Keep an eye out for our simple instructions for things like moving your calendar and old emails from exchange to Gmail. We will be sending them out over the two week trial period.



The screenshot shows a Gmail inbox for the user `csd4.user@grandviewc4.net`. The header includes the Grandview C-4 School District logo and a search bar. The inbox contains three emails:

- From:** Gmail Team
Subject: Tips for using your new Gmail inbox - Hi csd4
Text: Welcome to your Gmail inbox Save everything With 25GB of space, you'll never need
Time: 12:37 pm
- From:** Gmail Team
Subject: Get Gmail for your mobile device - Hi csd4
Text: Get Gmail for your mobile device Gmail is always available wherever you are, from any de
Time: 12:37 pm
- From:** The Google Apps Team
Subject: How to use Gmail with Google Apps - Hi csd4
Text: Work smarter with Gmail and Google Apps Manage meetings with Calendar Google Ca
Time: 12:37 pm

At the bottom of the inbox, there is a storage indicator: "0 GB (0%) of 30 GB used" with a "Manage" link. Below this is a "Search people..." field and a message: "Looks like you don't have anyone to chat with yet. Invite some contacts to get started." with a "Learn more" link. The footer includes copyright information: "©2013 Google - Terms of Service - Privacy Policy - Program Policies" and "Powered by Google".

Remember: You will not receive district email in your gmail account until the evening of Friday, October 4. You will still use the `csd4.k12.mo.us` email until that time. This two weeks is intended to give you an opportunity to see and explore the new system prior to having to use it for official purposes.