

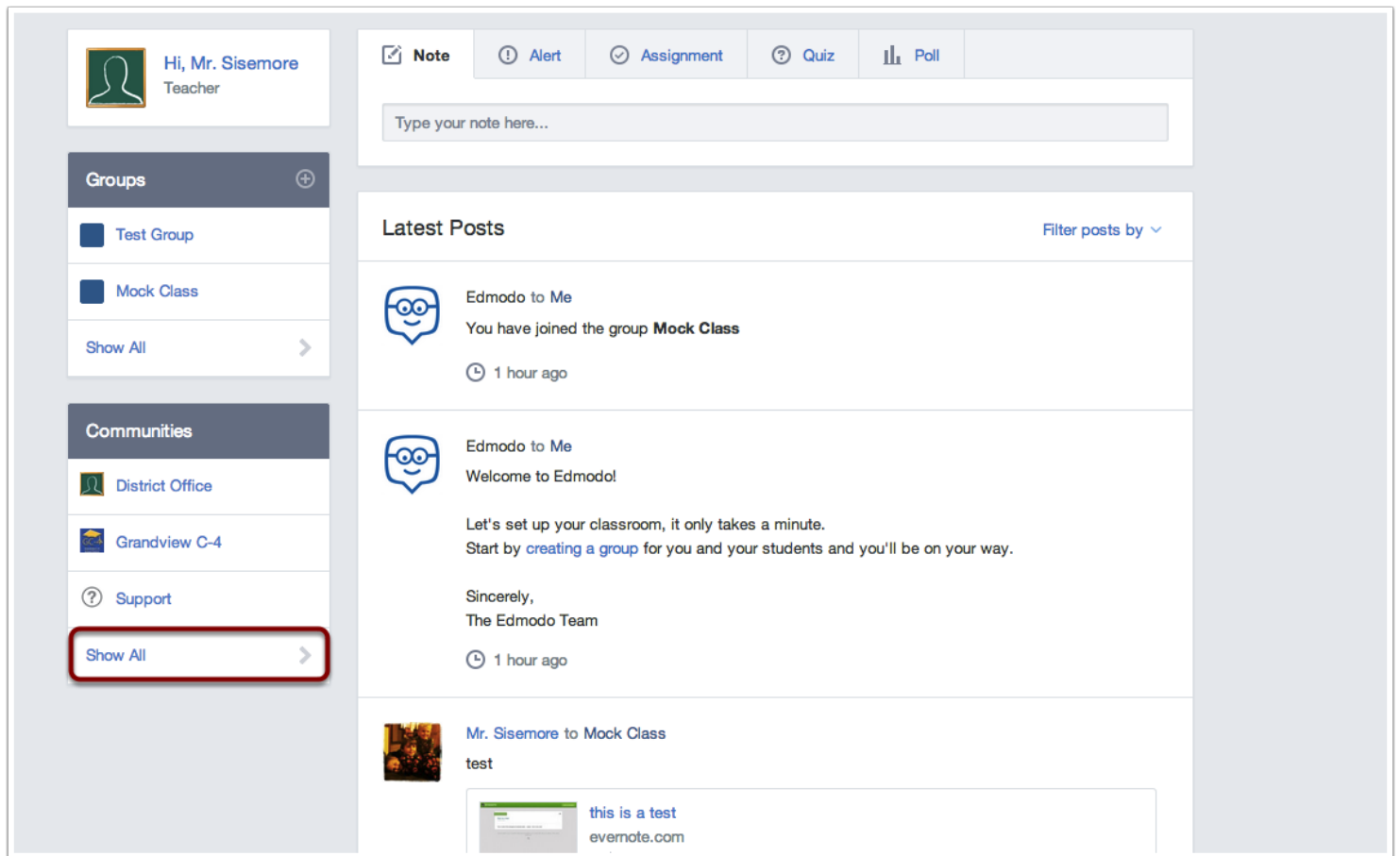
Creating a Professional Learning Network (PLN) with Edmodo

Why a PLN with Edmodo?

A Professional Learning Network (PLN) can be a great way for teachers to explore and share ideas with other educators on their own time. Informal professional development can often be the most powerful because it gives teachers the opportunity to explore their own interests, and to connect with others to share resources and ideas. Edmodo offers a opportunity for teachers to connect with thousands of teachers in their specific content area. In these communities, teachers share thousands of resources, ideas, and activities on a daily basis. This can be a great way for teachers to start exploring how other teachers use technology in their classrooms.

Select "Show All" under the Communities heading

Note: You must first have an Edmodo account to join a PLN. Please see the tutorial for creating a Grandview Edmodo account, if you have not already.



The screenshot displays the Edmodo user interface for a user named Mr. Sisemore. The interface is divided into several sections:

- User Profile:** Located at the top left, it shows a profile picture and the name "Hi, Mr. Sisemore Teacher".
- Groups:** A section below the profile with a plus icon, containing "Test Group" and "Mock Class", and a "Show All" button with a right-pointing arrow.
- Communities:** A section below Groups, containing "District Office", "Grandview C-4", and "Support", with a "Show All" button highlighted by a red rectangle.
- Navigation Bar:** At the top right, it includes icons for "Note", "Alert", "Assignment", "Quiz", and "Poll".
- Latest Posts:** A section titled "Latest Posts" with a "Filter posts by" dropdown menu. It contains two posts:
 - A post from "Edmodo to Me" with a blue robot icon, stating "You have joined the group **Mock Class**" and dated "1 hour ago".
 - A post from "Edmodo to Me" with a blue robot icon, stating "Welcome to Edmodo!" and "Let's set up your classroom, it only takes a minute. Start by [creating a group](#) for you and your students and you'll be on your way." It is signed "Sincerely, The Edmodo Team" and dated "1 hour ago".
- Recent Post:** A post from "Mr. Sisemore to Mock Class" with a profile picture, containing the text "test" and a link to "this is a test evernote.com" with a small image of a document.

Select "Discover New Communities"











The screenshot shows the Edmodo interface. At the top left, the word "Communities" is displayed. In the top right corner, a button labeled "Discover New Communities" is highlighted with a red rectangular border. Below this, there are two community entries. The first entry features a green square icon with a white silhouette of a person, followed by the text "District Office" and "Publisher Community". The second entry features a blue square icon with a yellow graduation cap and the text "GC-4" and "Grandview C-4 School District", followed by the text "Grandview C-4" and "Publisher Community".

Creating a Professional Learning Network (PLN) with Edmodo

Select Communities in your subject/interest area

Click "follow" on any community you are interested in joining.

Subject Communities

	Math Subject Community	 132958 Followers Follow
	Language Arts Subject Community	 150424 Followers Follow
	Social Studies Subject Community	 106537 Followers Follow
	Science Subject Community	 115256 Followers Follow
	World Languages Subject Community	 55153 Followers Follow

Creating a Professional Learning Network (PLN) with Edmodo

Learn and Collaborate

All content and collaboration will now be available to you on your wall (home).

Notice:

1. This particular community has 132,920 educators contributing resources and collaborating about Math
2. Educators are sharing resources with each other
3. Educators are sharing ideas with each other

The screenshot shows the Edmodo interface for the 'Math Subject Community'. On the left sidebar, there are navigation options: 'Posts', 'Top Content' (with a red circle '2'), and 'Followers' (with a red circle '1' and a red box around '132920'). Below this is a 'Follow this Subject' section with a 'Following' button and a message: 'Follow this Community to receive relevant content suggestions and conversations on your home page.' The main content area has a text input field at the top. Below it, a post by 'Mr. Blizzard to Math' is highlighted with a red box. The post text reads: 'Teachers, your belief in students affects how they believe in themselves. How do your beliefs (in the classroom) affect your students? If you want links to these posts daily, join the Dear Teacher/Love Teacher Edmodo group. <https://www.edmodo.com/home#/join/523d3914d8a...>' Below the text is a resource card for '(there can be miracles) When You Believe' from wp.me, with 68 likes. The post is from '1 hour ago' and has a 'Reply' button. Below this is a post by 'Ms. Hagman to Math' asking for suggestions on teaching math units. It is from '2 hours ago' and has '1 Reply'. At the bottom, a post by 'Mrs. Stockton' is partially visible, stating she has resources for 7/8th Grade Math.

Creating a Professional Learning Network (PLN) with Edmodo

Access your communities on the Home Page

You can view your communities on the left side bar of the home screen. You can view the communication for just an individual community or group by clicking on it in the left sidebar.

The screenshot displays the Edmodo home page. At the top, there is a navigation bar with icons for Home (circled in red), Home, Search, and Profile. Below the navigation bar, the user's profile is shown as 'Hi, Mr. Sisemore Teacher'. The left sidebar features a 'Groups' section with 'Test Group' and 'Mock Class', and a 'Communities' section (highlighted with a red border) containing 'Math', 'District Office', 'Grandview C-4', and 'Support'. The main content area is titled 'Latest Posts' and includes a post by 'Mr. Blizzard to Math' with the text: 'Teachers, your belief in students affects how they believe in themselves. How do your beliefs (in the classroom) affect your students? If you want links to these posts daily, join the Dear Teacher/Love Teacher Edmodo group. <https://www.edmodo.com/home#/join/523d3914d8a...>'. Below this is a post from 'wp.me' with the title '(there can be miracles) When You Believe' and 68 comments. At the bottom, there are two notifications from 'Edmodo to Me': 'You have joined the group Mock Class' and 'Welcome to Edmodo!'.